






Indices of Deprivation 2015

Index of Multiple Deprivation. There are 32,844 LSOA11s in England (263 in Bristol). The LSOA11 with a rank of 1 is the most deprived, and 32,844 the least deprived, on this overall measure. Source: DCLG (2015) 'The English Indices of Deprivation 2015 © Crown Copyright

[Metadata](#) ⓘ

	View	Export
LSOA11	Interactive Map Deprivation Profile  Table 	XML  Excel  CSV 

[<< Back](#)