






Indices of Deprivation 2010

Index of Deprivation. There are 32,482 LSOAs in England (252 in Bristol). The LSOA with a rank of 1 is the most deprived, and 32,482 the least deprived, on this overall measure. Source: Communities and Local Government - The English Indices of Deprivation © Crown Copyright

[Metadata](#)

	View	Export
LSOA01	Deprivation Area Profile Map  Table 	XML  Excel  CSV 

[<< Back](#)